

► Configurable safe small controllers PNOZmulti 2 – the success story continues!

PNOZmulti 2

The configurable safe small controllers PNOZmulti have been on the market since 2002 and are now in use in hundreds of thousands of applications. Users worldwide trust the market leader in configurable safety controllers! 2nd generation PNOZmulti offers the right solution for your automation task and is as easy to use as a safety relay, but as flexible as a programmable controller! You create your safety circuit with the software tool PNOZmulti Configurator, which is free of licence costs, and thus have access to an entire range of software blocks. Whether emergency stop, safety gate monitoring, light curtain, two-hand operation – see for yourself how software tool PNOZmulti Configurator realises your safety requirements simply, flexibly and intuitively. The safety configuration only takes a few clicks. The modular hardware structure is as flexible as your application. You can use PNOZmulti regardless of the machine type, plant type, country or industry sector. Even after 20 years on the market, you can still say “Many functions – One solution!” for state-of-the-art safety applications.



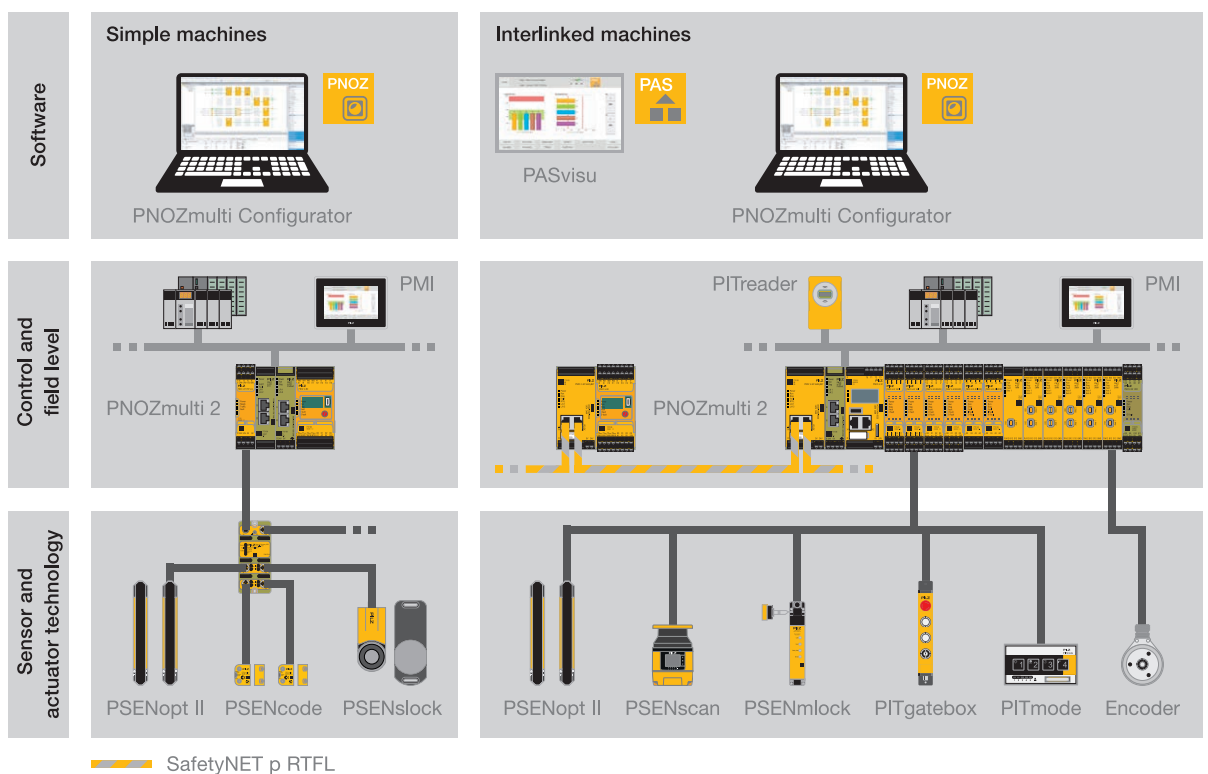
Your benefits at a glance

- Cost-effective and sustainable: worldwide safety standard for many automation environments and communication systems
- Flexible: configuration with certified software modules; inputs and outputs are freely configurable
- Just one software application from planning to maintenance
- Easy modifications and adjustments of the user program
- Customised costs: exact adaptation to your application using certified expansion modules
- Minimal machine downtimes and high plant availability through simple, comprehensive diagnostics and user-friendly, web-based visualisation
- Maximum safety – up to PL e and SIL CL 3, depending on the application
- Fast commissioning thanks to simple wiring with plug-in terminals
- Potential for rationalisation because safety components cover automation tasks



► Configurable safe small controllers PNOZmulti 2 – worldwide safety standard

Count on the bestseller and the worldwide safety standard for all machine types. The simple graphics configuration tool saves engineering costs because you can create your user program simply and intuitively on the PC. User-friendly, web-based visualisation and simple diagnostics options reduce downtimes. While others are still wiring, you are already producing – safely!

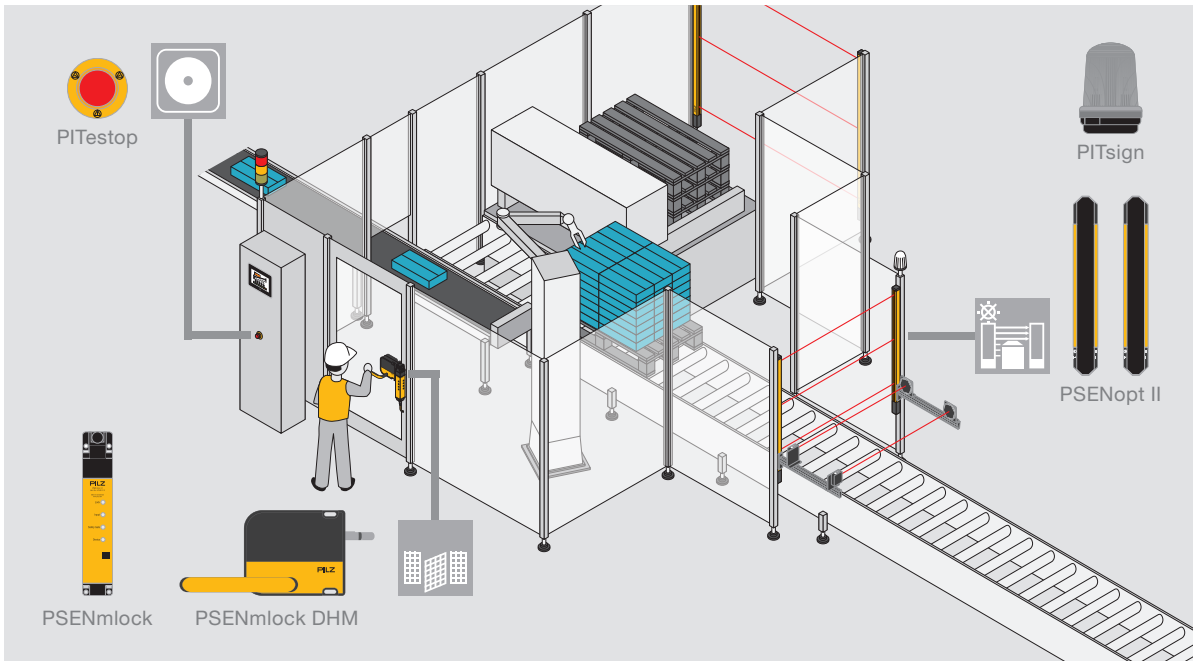


Modular and flexible

The configurable safe small controllers are suitable for both simple machines and large automation projects. In combination with the web-based visualisation software PASvisu, the diagnostics and visualisation panels PMlvisu, the safe sensor technology PSEN, the operator devices PIT and the decentralised periphery PDP67, you get a totally compatible, complete solution for your automation tasks. A wide range of expansion modules such as analogue input modules, dual-pole output modules, motion monitoring modules, input and output modules as well as link modules offer you maximum flexibility in your application.






Safe and simple

The software tool PNOZmulti Configurator will impress you with its simple operation: install, open, work intuitively. Once user programs have been created, they can be flexibly adapted and reused again and again. A wide range of diagnostic options ensures short downtimes for your plant and machinery. All you need is just one software application from planning to maintenance. As a worldwide safety standard for numerous automation environments and communication systems, PNOZmulti 2 also protects your plant and machinery safely and in compliance with standards up to PL e/SIL CL 3.



Automation solutions from safe sensor and actuator technology and control and signal devices in combination with small controllers PNOZmulti 2.

Safe small controllers PNOZmulti 2 – overview of base units

				
<p>PNOZ m C0 – the compact option</p> <ul style="list-style-type: none"> ▶ 8 safe inputs ▶ 4 safe semiconductor outputs ▶ USB connection, chip card ▶ Not modular and expandable ▶ Width: 22.5 mm ▶ Certifications: CE, UKCA, TÜV 	<p>PNOZ m B0 – the universal option</p> <ul style="list-style-type: none"> ▶ 20 safe inputs, up to 8 can be configured as standard outputs ▶ 4 safe semiconductor outputs ▶ USB connection, chip card ▶ Right side: up to 6 safe modules can be connected ▶ Certifications: CE, UKCA, cULus Listed, KOSHA, TÜV, EAC 	<p>PNOZ m B0.1 – for small to medium-sized applications</p> <ul style="list-style-type: none"> ▶ As for PNOZ m B0 ▶ Right side: can be expanded with max. 1 I/O module ▶ Certifications: CE, UKCA, KOSHA, TÜV, EAC 	<p>PNOZ m B1 – for large projects</p> <ul style="list-style-type: none"> ▶ Fine granularity due to the number/type of I/O modules used ▶ Modbus TCP on-board; 2 ETH interfaces; USB memory ▶ Right side: up to 12 safe modules and 6 standard output modules can be connected ▶ Certifications: CE, UKCA, cULus Listed, KOSHA, TÜV, EAC 	<p>PNOZ m B1 Burner – for industrial burner management</p> <ul style="list-style-type: none"> ▶ As for PNOZ m B1 ▶ Additional special burner management function block, can be configured in the software tool PNOZmulti Configurator ▶ Certifications: CE, UKCA, cULus Listed, KOSHA, TÜV, EAC
772 105	772 100	772 104	772 101	772 102
-	Can be expanded on the left with safe link modules, communication and fieldbus modules. For further technical details please refer to the PNOZmulti technical catalogue or our website at www.pilz.com/pnozmulti			

Configurable safe small controllers PNOZmulti 2

Type	Technical features	Order number ¹⁾
 PNOZ m EF 4AI	Analogue input module ▶ 4 safe analogue inputs	772 160
 PNOZ m EF 16DI	Safe input module ▶ 16 safe inputs	772 140
 PNOZ m EF 8DI4DO	Safe input/semiconductor output module ▶ 8 safe inputs ▶ 4 safe semiconductor outputs	772 142
 PNOZ m EF 4DI4DOR	Safe input/relay output module ▶ 4 safe inputs ▶ 4 safe relay outputs	772 143
 PNOZ m EF 4DI4DORD	Diverse input and output module ▶ 4 safe inputs ▶ 4 safe positive-guided relay outputs, diverse ▶ Suitable for control of a burner's safety valves	772 145
 PNOZ m EF 8DI2DOT	2-pole, semiconductor output module ▶ 8 digital inputs ▶ 2 2-pole semiconductor outputs	772 144
 PNOZ m EF 2DOR	Safe relay output module ▶ 2 safe relay outputs	772 146
 PNOZ m ES 14DO	Output module for standard applications ▶ 14 semiconductor outputs for non-safety-related applications ▶ Can be connected to PNOZ m B1	772 181
 PNOZ m EF 1MM2DO	Safe motion monitoring module ▶ Monitors 1 axis ▶ 2 safe semiconductor outputs ▶ 1 cascading input and output, can also be used as a standard output ▶ 1 output for standard applications	772 172
 PNOZ m EF 1MM	Safe motion monitoring module ▶ Monitors 1 axis	772 170
 PNOZ m EF 2MM	Safe motion monitoring module ▶ Monitors 2 axes	772 171
 PNOZ m EF SafetyNET	Link module for safe communication via the real-time Ethernet SafetyNET p ▶ Up to 16 PNOZmulti 2 systems in linear topology ▶ Exchange of 32-bit data via RTFL	772 122
 PNOZ m EF Multi Link	Link module for safe point-to-point connection between 2 base units	772 120
 PNOZ m EF PDP Link	Link module for safe connection of 1 base unit to up to 4 decentralised modules PDP67	772 121
 PDP67 F 8DI ION/ PDP67 F 8DI ION HP	Digital input modules	Webcode web150450
 PNOZmulti Configurator	Fieldbus and communication modules ▶ Fieldbus modules for connection to PROFINET, PROFIBUS, EtherCAT, EtherNet/IP, POWERLINK, CANopen, CC-Link ▶ Communication modules with ETH or RS232 interface for PNOZ m B0	Webcode web225353
 Webcode: web225352	PNOZmulti Configurator ▶ Software tool for project planning ▶ Configuration, documentation and commissioning	www.pilz.com/ pnozmulti-tools

Online information
at www.pilz.com

¹⁾ Please note that there are mandatory accessories such as terminals, chip cards or cables.
You can find them in our e-shop at www.pilz.com

We are represented internationally. Please refer to our homepage www.pilz.com
for further details or contact our headquarters.

Headquarters: Pilz GmbH & Co. KG, Felix-Wankel-Straße 2, 73760 Ostfildern, Germany
Telephone: +49 711 3409-0, Telefax: +49 711 3409-133, E-Mail: info@pilz.com, Internet: www.pilz.com

Printed on 100 % recycled paper for the good of the environment.

PILZ

THE SPIRIT OF SAFETY

2-3-en-3-022, 2022-09 Printed in Germany
© Pilz GmbH & Co. KG, 2022

CECE®, CHRE®, CMSE®, IntraNET p®, Leansafe®, Master of Safety®, Master of Security®, PAS-4000®, PAScal®, PASconfig®, Pilz®, PIV®, PLID®, PMCprim®, PMCprotego®, PMClendo®, PMD®, PMJ®, PNOZ®, PNOZm®, PRCM®, PRIMO®, PRIME®, PSEN®, PSS®, PVS®, SafetyBUS p®, SafetyEYE®, SafetyNET p®, THE SPIRIT OF SAFETY® are registered and protected trademarks of Pilz GmbH & Co. KG in some countries. We would point out that product features may vary from the details stated in this document, depending on the status at the time of publication and the scope of the equipment. We accept no responsibility for the validity, accuracy and entirety of the text and graphics presented in this information. Please contact our Technical Support if you have any questions.